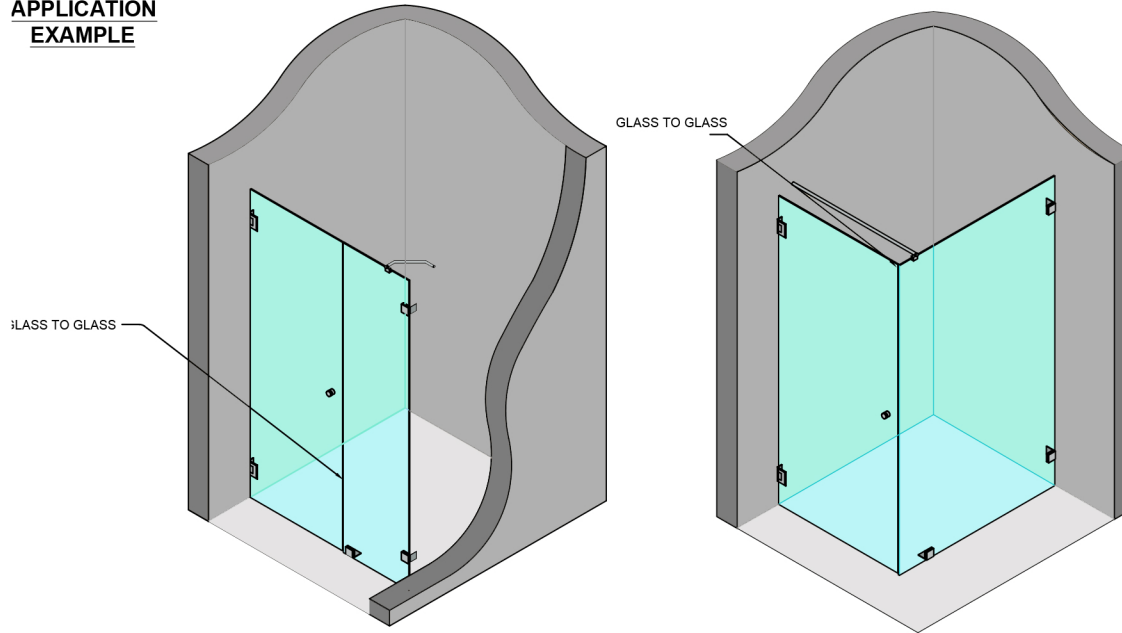


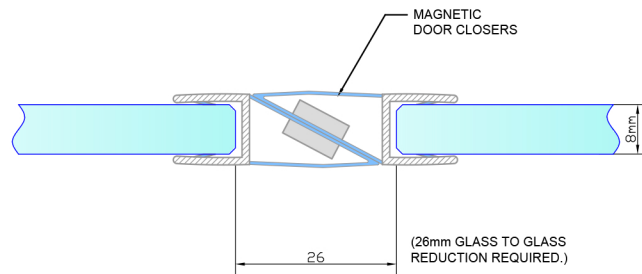
APPLICATION EXAMPLE



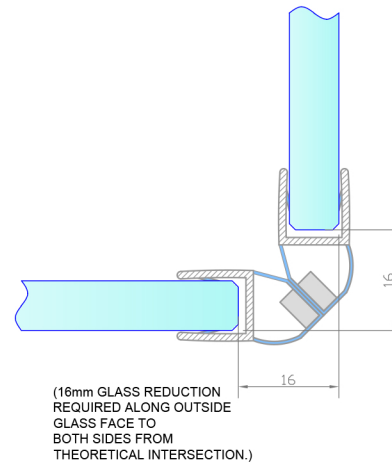
END VIEW ON SEAL

SEAL SUITABLE FOR GLASS TO GLASS 180 DEGREE OR 90 DEGREE INTERFACES (DESIGN FOR DOOR LEADING EDGES)

SEALS PROVIDED IN PAIRS



(26mm GLASS TO GLASS REDUCTION REQUIRED.)



(16mm GLASS REDUCTION REQUIRED ALONG OUTSIDE GLASS FACE TO BOTH SIDES FROM THEORETICAL INTERSECTION.)

NOTES / SPECIFICATION:

MAGNETIC GLAZING SEALS SUPPLIED IN TRANSLUCENT PVC PROFILES..

SUITABLE FOR 6MM, 8MM, AND 10MM.

PLEASE NOTE THE REQUIRED GLASS REDUCTION ALONG THE ASSOCIATED SEAL DETAIL.

LENGTH: 2500MM (CAN BE CUT TO REQUIRED SIZE)

AVAILABLE WITH 90° OR 180° ANGLE

SUITABLE FOR SHOWER ENCLOSURES, BATH SCREENS, AND WET ROOMS.

PRODUCT REF:

PSM-90-06 / PSM-90-08 / PSM-90-10 | PSM-180-06 / PSM-180-08 / PSM-180-10

DESCRIPTION:

90° AND 180° TRANSLUCENT GLASS-TO-GLASS MAGNETIC SEALS.

DRAWING REF:

PSM-V001